

DQG M Series – SMT of edge Actuated Type

DQG A3 Series – Edge Actuated (Piano) Type

FEATURES:

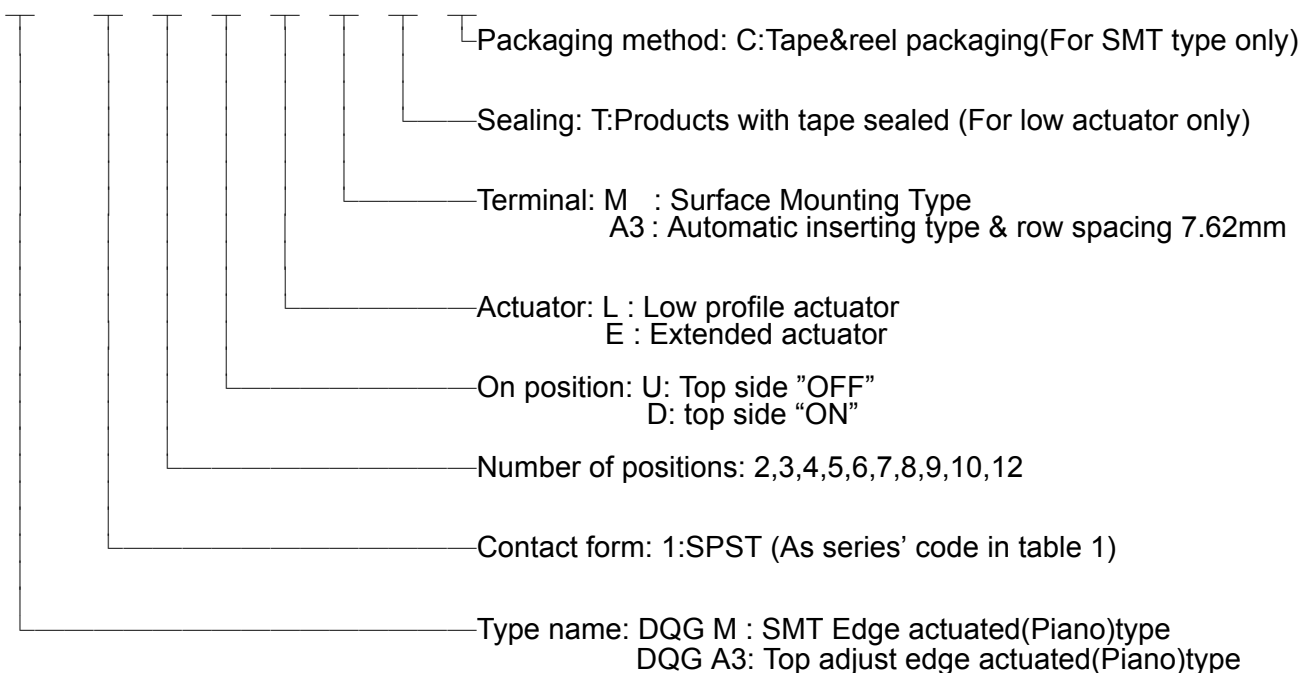
- SMT of edge actuated type is (SMT piano type) easy setting on closely racked PCB.
- Gold plated contact ensures low contact resistance and long mechanical life and tin plated terminals prevents contamination during soldering.
- All plastic are UL 94V-O fire retardant.
- Twin contacts designed to ensure stable contact.
- Smaller size makes better heat convection during PC board reflow soldering.
- Bottom epoxy sealed to ensure free of flux immersion during wave soldering.
- Low profile with top tape sealed to withstand board washing.

SPECIFICATIONS:

- Contact Rating : Switching 25 mA, 24 VDC / Non-Switching 100 mA
- Contact Resistance: 50 mΩ Max. Initial / 100 mΩ Max. After life test
- Insulation Resistance : 1,000 MΩ min at 100VDC
- Dielectric Strength : 500 VDC Min. for 1 minute.
- Capacitance between adjacent switches 5pF Max.
- Temperature Rating : Operating -25°C to + 70°C / Storage -40°C to + 85°C
- Durability : 2,000 operations.
- Operation Force : 800g Max.
- Mechanical Life : 2,000 operations.
- Humidity : 95% RH, 40°C for 96 Hrs.
- Vibration : Per MIL-STD-202F, method 204D.
- Solder ability : After flux 230 ± 5°C for 5 ± 0.5 seconds, 95% coverage.
- Soldering Heat : After 260 ± 5°C for 5 ± 1 sec. Shall have no deterioration.
- Reflow soldering heat for SMT type (reference only): Reflow zone 230 ± 5°C for 20 seconds.

PART NUMBERING SYSTEM :

DQG - 1 02 X X X X X

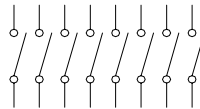
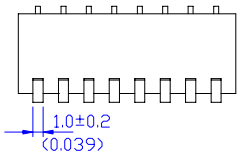



DQG M Series – SMT of edge Actuated Type
DQG A3 Series – Edge Actuated (Piano) Type

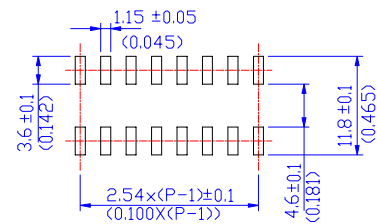
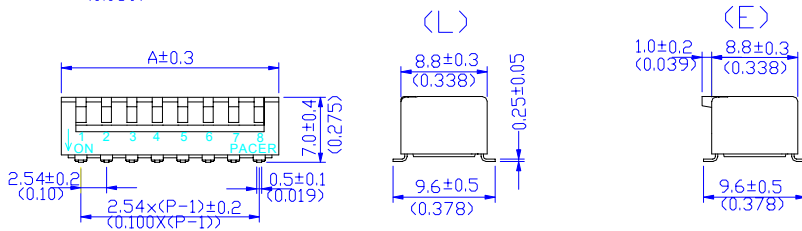
DQG- M SERIES
SMT OF Edge Actuated (Piano) Type

DIMENSION Unit:mm(inch)

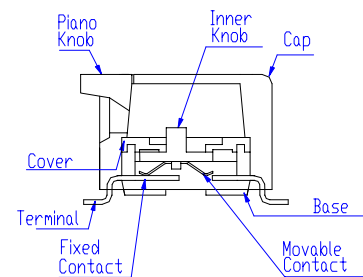
CIRCUITRY



PCB LAY OUT (Top View)



CONSTRUCTION



DIMENSION A

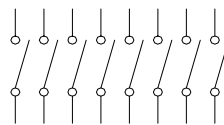
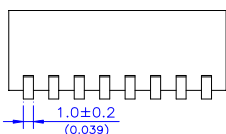

Pole	2	3	4	5	6	7	8	9	10	12
A	6.5 (0.265)	9.0 (0.354)	11.6 (0.457)	14.1 (0.555)	16.7 (0.657)	19.2 (0.756)	21.7 (0.854)	24.2 (0.953)	26.7 (1.050)	31.9 (1.256)

NOTE:1,2,3 POLE NO MARKING
 4 POLES MARKING "P" OR "PACER"
 5 POLES UPWARD MARKING "PACER"

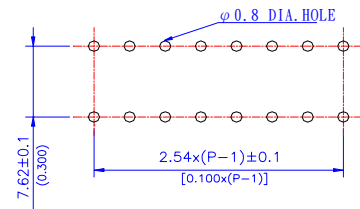
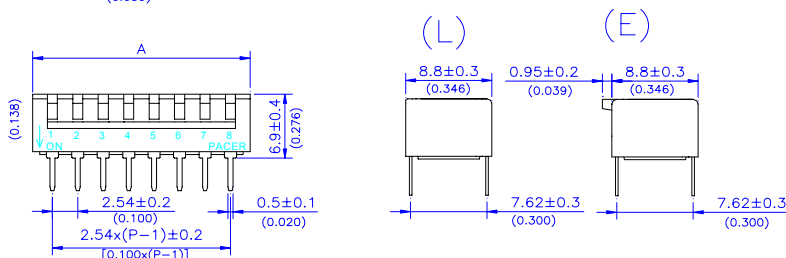
DQG- A3 SERIES
Edge Actuated (Piano) Type

DIMENSION Unit:mm(inch)

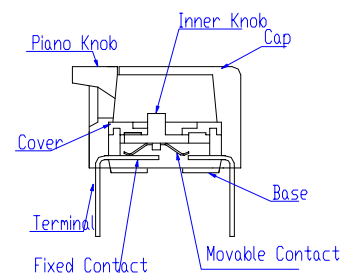
CIRCUITRY



PCB LAY OUT (Top View)



CONSTRUCTION



DIMENSION A

Pole	2	3	4	5	6	7	8	9	10	12
A	6.5 (0.265)	9.0 (0.354)	11.6 (0.457)	14.1 (0.555)	16.7 (0.657)	19.2 (0.756)	21.7 (0.854)	24.2 (0.953)	26.7 (1.050)	31.9 (1.256)

NOTE:1,2,3 POLE NO MARKING
 4 POLES MARKING "P" OR "PACER"
 5 POLES UPWARD MARKING "PACER"